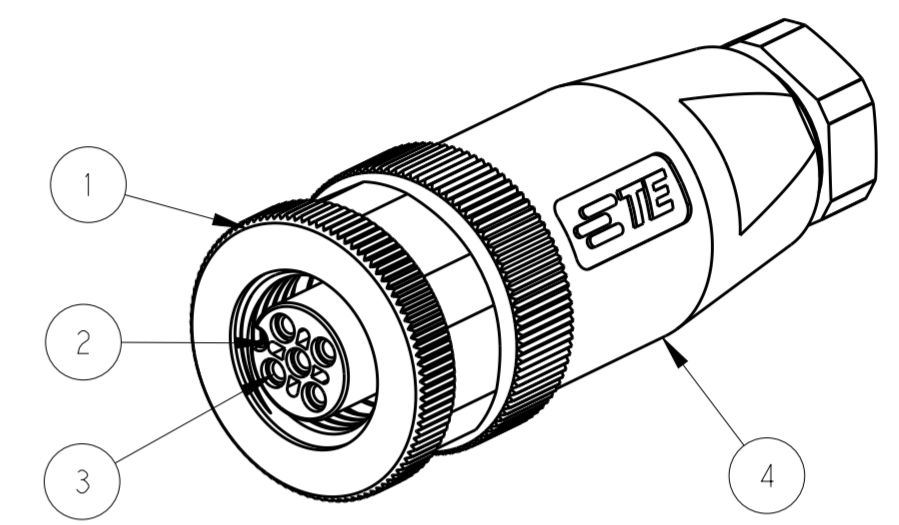
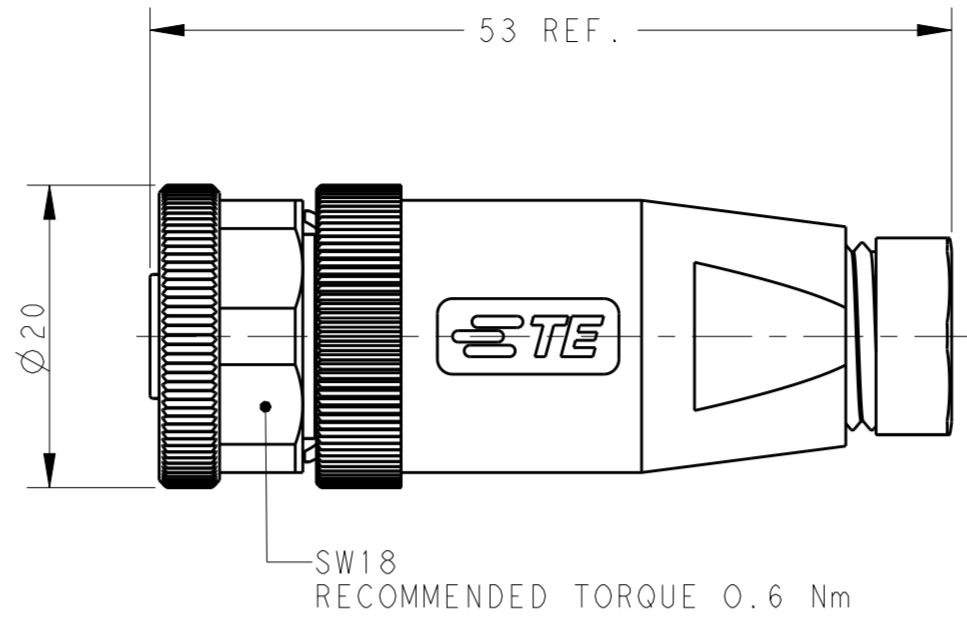
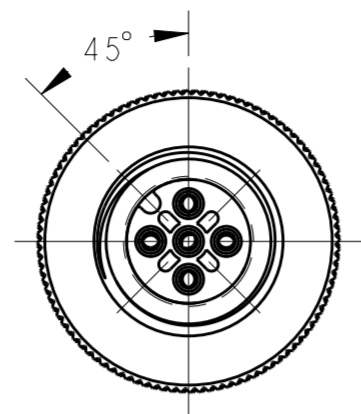


THIS DRAWING IS UNPUBLISHED. RELEASED FOR PUBLICATION 20  
 © COPYRIGHT 20 BY - ALL RIGHTS RESERVED.

REVISIONS				
P	LTR	DESCRIPTION	DATE	APVD
A		INITIAL RELEASE	08JUL2015	NP XX
A1		ECR-15-018715 ADD 114 SPEC.	29DEC2015	NP XX



TECHNICAL DATA	T411000X02X-000	T411000X03X-000	T411000X04X-000	T411000X05X-000	T411000X08X-000
RATED VOLTAGE	250V	250V	250V	60V	30V
RATED CURRENT	4A	4A	4A	4A	2A
POLLUTION DEGREE	3	3	3	3	3
OVERVOLTAGE CATEGORY	II	II	II	II	II
MATERIAL GROUP	II	II	II	II	II
CONTACT RESISTANCE	≤8mΩ	≤8mΩ	≤8mΩ	≤8mΩ	≤8mΩ
INSULATION RESISTANCE	>100MΩ	>100MΩ	>100MΩ	>100MΩ	>100MΩ
DEGREE OF PROTECTION	IP67	IP67	IP67	IP67	IP67
OPERATION TEMPERATURE	-40~85°C	-40~85°C	-40~85°C	-40~85°C	-40~85°C

- NOTE:
- MATERIAL:
    - ITEM NO.1: NUT -BRASS
    - ITEM NO.2: HOUSING -PA
    - ITEM NO.3: CONTACT -BRONZE
    - ITEM NO.4: HOUSING BODY: -PBT+GF
  - CONTACT FINISH: GOLD OVER NICKEL OR SILVER OVER NICKEL
  - CABLE WIRES:
    - 18AWG/0.75mm<sup>2</sup> Max. FOR 2-5 PINS
    - 20AWG/0.50mm<sup>2</sup> Max. FOR 8 PINS
  - ALL DIMENSIONS ARE FOR NOMINAL REFERENCE ONLY UNLESS OTHERWISE STATED
  - PACKAGEING: 1 PIECE IN A BAG
  - PN INFORMATION

PIN ARRANGEMENT A-CODE		
T411000X02X-000	T411000X03X-000	T411000X04X-000
T411000X05X-000	T411000208X-000	

T4110002081-000	RPC-M12A-FS-8CON-PG9-MU
T4110002082-000	RPC-M12A-FS-8CON-PG9-M
T4110001081-000	RPC-M12A-FS-8CON-PG7-MU
T4110001082-000	RPC-M12A-FS-8CON-PG7-M
T4110002051-000	RPC-M12A-FS-5CON-PG9-MU
T4110001051-000	RPC-M12A-FS-5CON-PG7-MU
T4110002052-000	RPC-M12A-FS-5CON-PG9-M
T4110001052-000	RPC-M12A-FS-5CON-PG7-M
T4110002041-000	RPC-M12A-FS-4CON-PG9-MU
T4110001041-000	RPC-M12A-FS-4CON-PG7-MU
T4110002042-000	RPC-M12A-FS-4CON-PG9-M
T4110001042-000	RPC-M12A-FS-4CON-PG7-M
T4110002031-000	RPC-M12A-FS-3CON-PG9-MU
T4110001031-000	RPC-M12A-FS-3CON-PG7-MU
T4110002032-000	RPC-M12A-FS-3CON-PG9-M
T4110001032-000	RPC-M12A-FS-3CON-PG7-M
T4110002021-000	RPC-M12A-FS-2CON-PG9-MU
T4110001021-000	RPC-M12A-FS-2CON-PG7-MU
T4110002022-000	RPC-M12A-FS-2CON-PG9-M
T4110001022-000	RPC-M12A-FS-2CON-PG7-M
TE PN	TYPE

T411000XXXX-000

- CONTACT FINISH:
  - 1: GOLD OVER NICKEL
  - 2: SILVER OVER NICKEL
- NUMBERS OF PINS:
  - 02: 2 PINS
  - 03: 3 PINS
  - 04: 4 PINS
  - 05: 5 PINS
  - 08: 8 PINS
- CABLE OUTLET:
  - 1: PG7(CABLE FEED: 4-6mm)
  - 2: PG9(CABLE FEED: 6-8mm)
- BRAND:
  - T: W/ TE LOGO
  - N: W/O LOGO

THIS DRAWING IS A CONTROLLED DOCUMENT.		DWN HAO WANG 08JAN2015	TE Connectivity	
		CHK KOBBY ZHAO 08JAN2015		
		APVD XIANG XU 08JAN2015	NAME M12 FEMALE, A CODE, STRAIGHT UNSHIELDED CONNECTOR SCREW TERMINAL	
DIMENSIONS: mm		TOLERANCES UNLESS OTHERWISE SPECIFIED:	PRODUCT SPEC 108-106140	SIZE A2
		0 PLC ±0.2 1 PLC ±0.2 2 PLC ±0.2 3 PLC ± 4 PLC ± ANGLES ± FINISH -	APPLICATION SPEC 114-137144	DRAWING NO C-T411000XXXX000
MATERIAL -			WEIGHT -	RESTRICTED TO -
			CUSTOMER DRAWING	SCALE 1:1 SHEET 1 OF 1 REV A1