

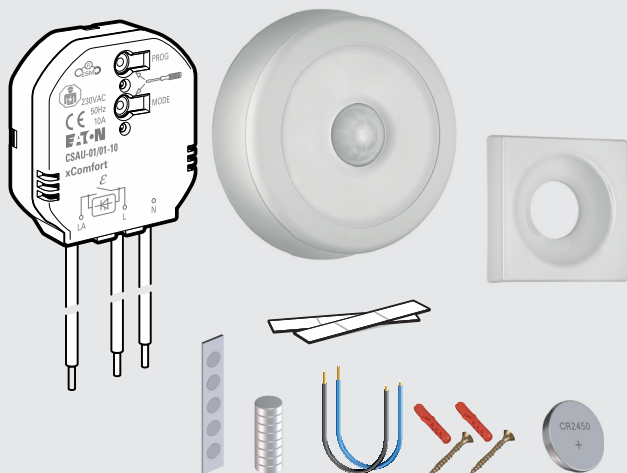
Wireless Motion - Switch



CPAD-00/230 - 300920

Quick Installation Card

Hurtig installasjon kort - Snelle installatiekaart -
Schnellinstallationskarte - Karta pro rychlou instalaci



Content - Innhold - Inhoud - Inhalt - Obsah

Technical Data / Technische gegevens / Tekniske data / Technische Daten / Technická data

Power supply	230 VAC +10% -15%, 50Hz
Load	Load: R,L,C,LED: 10A
Eaton Patented Hybrid Zero-cross switching technology	
Standby	230mW (TYP)
Detection	
area (ceiling mount)	Depending on movement max. \varnothing 5 m mounted at 2.5 m
range (wall mount)	Depending on movement max. 8 m
angle	90°
Battery	CR2450 3V (included)
Battery lifetime	Up to 5 years (TYP)
RF	868,3 MHz xComfort compatible, ESM support
Max RF power	25 mW (ERP)
Degree of protection	IP20
Actor	-5 to +55°C
Sensor	+5 to +40°C



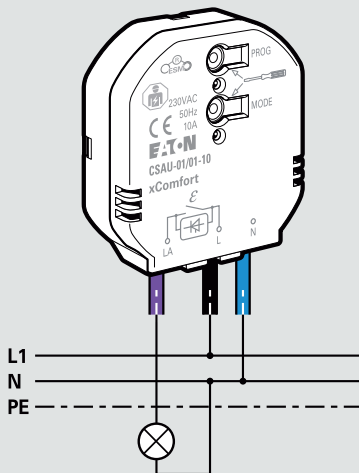
www.eaton.com/recycling

EATON

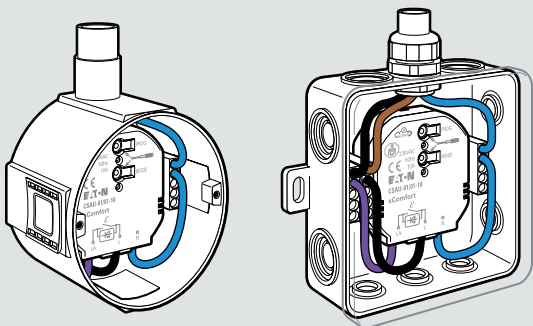
Powering Business Worldwide

Quick_Insta_card_Wireless_Motion.indd
05.2020c / IL019243ZU / 136211209

1

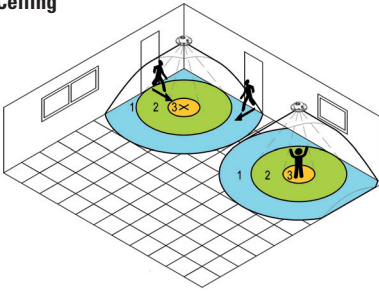


Mounting examples

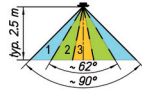


Positioning examples

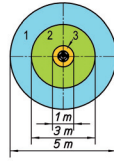
Ceiling



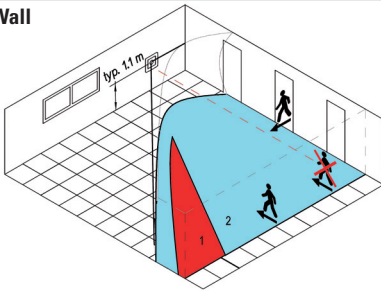
Side-View



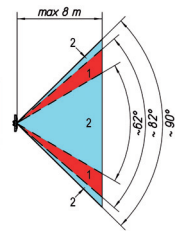
Top-View



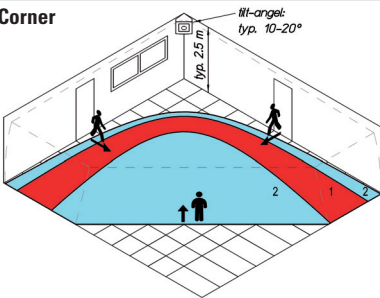
Wall



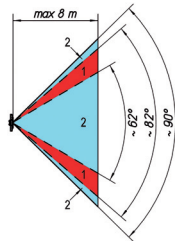
Top- / Side-View



Corner



Top- / Side-View

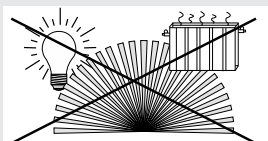


Blue Movements sideways relative to the sensor / Bewegingen zijwaarts ten opzichte van de sensor / Bevegelser sidelengs i forhold til sensoren / Bewegungen seitlich zum Sensor / Pohyb příčně k senzoru


Green Movements towards the sensor / Bewegingen naar de sensor/ Bevegelser mot sensoren / Bewegungen zum Sensor / Pohyby podélně směrem k senzoru

Yellow Small movements / Kleine bewegingen / Lite bevegelser / Kleine Bewegungen / Malý pohyb

Red Blind area - no detection / Blind gebied - geen detectie / Blindsone / ingen deteksjon / Blindbereich - keine Erkennung / Slepá oblast - bez detekce



Mounting examples



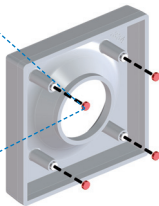
55x55mm Frame compatibility and mounting recommendation

Eaton	Merten	Gira	Busch&Jäger*	Jung	Berker	Siemens	Elko	Kopp
Standard	1-M	Standard 55	Carat	AS	S.1	Delta line	RS16	Alaska
	Atelier M	E2	Solo	A 500	B.1	Delta vita	Plus	
	M-Smart	Event	Future	A Plus	B.3	Delta miro		
	M-Arc	Esprit	Future Linear	A creation	B.7 Glas	Delta miro Glas		
	M-Star	E22	CZ Future					
	M-Plan		Busch-balance SI					
	M-Plan II							
	M-Plan Metall							

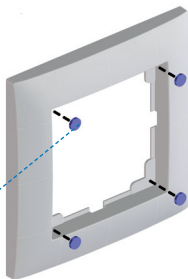
* only with intermediate frame Busch&Jäger

Compatible without extra magnets / Compatibel zonder extra magneet / Kompatibel uten ekstra magnet / Kompatibel ohne zusätzlichen Magneten / Kompatibilni bez dodatečného magnetu

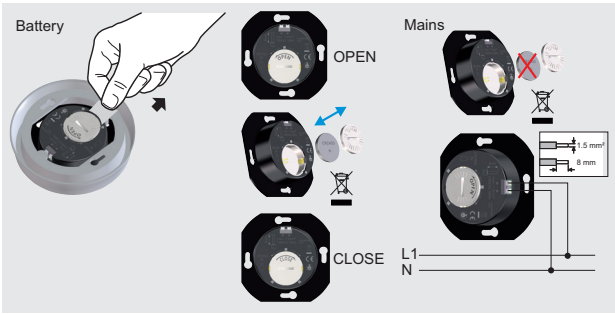
Compatible with extra magnet / Compatibel met extra magneet / Kompatibel med ekstra magnet / Kompatibel mit zusätzlichem Magneten / Kompatibilni s dodatečným magnetem



Use extra magnets in case of reduced magnetic force (e.g. with non-flat walls) /
 Gebruik extra magneten in geval van verminderde magnetische kracht (bijv. Bij niet vlakke wanden) /
 Bruk ekstra magneter i tilfelle redusert magnetisk kraft (f.eks. Med ujevne overflater) /
 Bei geringerer Magnetkraft (z. B. bei nicht ebenen Wänden) zusätzliche Magnete verwenden /
 V případě nerovných ploch, kdy je síla magnetů zeslabena použijte dodatečné magnety



If necessary, add foam pads to secure the frame /
 Voeg zonodig schuimkussentjes toe om het frame vast te zetten /
 Legg eventuelt til skumputer for å feste rammen /
 Fügen Sie bei Bedarf Schaumstoffpolster hinzu, um den Rahmen zu fixieren /
 V případě potřeby instalujte pěnové podložky k zajištění rámečku



Optional change detection settings

* Factory default

Setting	Indicator	Ext.	30 sec	1 min	2 min	5 min	10 min*	30 min*
A	OFF delay	Ext.						
B	LUX	Ext.	☾*	[Tapered bar]				☾*
	LED				ON			OFF*
	Sensitivity	Ext.	--	[Tapered bar]				++*

Ext. = External set (e.g. MRF, ...)

LED during operation / LED tijdens bedrijf / LED under drift / LED im Normalbetrieb / LED během provozu

At status change / Bij statuswijziging / Ved statusændring / Bei Statusänderung / Při změně stavu

- | | |
|---|--|
| <ul style="list-style-type: none"> ● Short flash /
Korte flits /
Kort blink /
Kurzer Blitz /
Rychké blikání No assignment
Geen toekenning
Ingen oppgave
Keine Zuordnung
Žádná přiřazení | <ul style="list-style-type: none"> ● Short flash /
Korte flits /
Kort blink /
Kurzer Blitz /
Rychké blikání Bad RF communication
Slechte RF-communicatie
Dårlig RF- kommunikasjon
Schlechte RF- Kommunikation
Špatná RF komunikace |
| <ul style="list-style-type: none"> ● Steady (5 s) /
Continue /
Permanent /
Dauerlicht /
Trvalé Replace battery
Vervang de batterij
Bytt batteri
Batterie wechseln
Vyměnit baterii | <ul style="list-style-type: none"> ● Short flash /
Korte flits /
Kort blink /
Kurzer Blitz /
Rychké blikání No RF communication
Geen RF-communicatie
Ingen RF-kommunikasjon
Keine RF-Kommunikation
Žádná RF komunikace |

At status change, when activated / Bij statusverandering, indien geactiveerd / Ved statusændring, når aktivert / Bei Statusänderung wenn aktiviert / Při změně stavu při aktivaci

- **Short flash /**
Korte flits /
Kort blink /
Kurzer Blitz /
Rychké blikání
- RF communication okay**
RF-communicatie in orde
RF-kommunikasjon ok
RF-Kommunikation in Ordnung
RF komunikace je v pořádku

DECLARATION OF CONFORMITY - ERKLÄRUNG ÜBER DIE KONFORMITÄT - TAS-CE - ES VYHLASENIE

EATON

Declaration of Conformity

We, EATON Industries (Austria) GmbH
3943 Schrems, Eugenia 1
Austria

declare under our sole responsibility that the product (family)

**Eaton - Switching actuator,
CSAU-01/01-10.., CSAU-01/01-16.. (contains RF-Modul
CSCZ-01/xx)**

(the declaration of conformity applies to all listed types within our actual product catalogue)

provided that it is installed, maintained and used in the application intended for, with respect to the relevant manufacturers instructions, installation standards and "good engineering practices"

complies with the provisions of Council directive(s):


RED Directive 2014/53/EU
RoHS Directive 2011/65/EU


based on compliance with following standard(s):

EN 301489-3 V2.1.1, EN 300220-2 V3.1.1, EN 60669-2-1:2010, EN 50428:2005 + A1:2007 + A2:2009, EN 50491-5-1:2010, EN 50491-5-2:2010, EN 60950-1:2006 + A1:2009 + A1:2010 + A12:2011 + A2:2013, EN 62479:2010, EN 50581:2012


EU- type examination performed by:
TUV Austria Services GmbH, Notified Body
1230 Vienna, Deutschstrasse 10, Austria

Affixing date of CE mark: 2014
Doc.Id.: CSAU-0101-10_..CSAU-0101-16_..171117

 Friedrich Cecarelli
Senior Vice President
General Manager

 Friedrich Schröder
Director Quality
& Systems

17.11.2017



DECLARATION OF CONFORMITY - ERKLÄRUNG ÜBER DIE KONFORMITÄT - TAS-CE - ES VYHLASENIE

EATON

Declaration of Conformity

We, EATON Industries (Austria) GmbH
3943 Schrems, Eugenia 1
Austria

declare under our sole responsibility as manufacturer that the product (family)

**Eaton - Motion Sensor,
CBMD-02/xx**

(the declaration of conformity applies to all listed types within our actual product catalogue)

provided that it is installed, maintained and used in the application intended for, with respect to the relevant manufacturers instructions, installation standards and "good engineering practices"

complies with the provisions of Council directive(s):

RED Directive 2014/53/EU
RoHS Directive 2011/65/EU

based on compliance with following standard(s):

EN 300 220-2 V3.1.1, EN 300 220-2 V3.2.1, EN 301489-1 V1.9.2, EN 301489-1 V2.1.0, EN 301489-3 V1.6.1, EN 301489-3 V2.1.1, EN 60669-2-5:2017, IEC 63044-5-2:2017, IEC 63044-5-3:2017, EN 50581:2012

EU- type examination performed by:
TUV Austria Services GmbH, Notified Body
1230 Vienna, Deutschstrasse 10, Austria

Affixing date of CE mark: 2019
Doc.Id.: CBMD-02xx_011019

 Friedrich Cecarelli
Senior Vice President
General Manager

 Friedrich Schröder
Director Quality
& Systems

01.10.2019

